

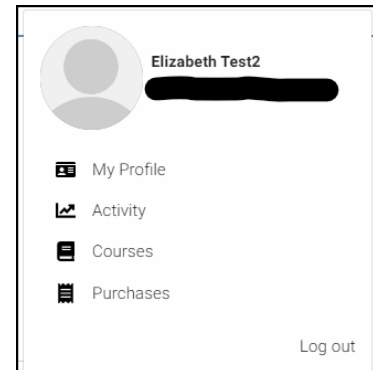
Tips on how to make the most of your SIR Now experience

Everyone must log into SIR Now using their SIR credentials (the same ones you use to log into the website, pay your membership, make purchases, etc.). If you do not remember your password, please [click here to reset your credentials](#).

NAVIGATING YOUR SIR NOW ACCOUNT

Click the drop-down arrow next to your initials to access your account profile.

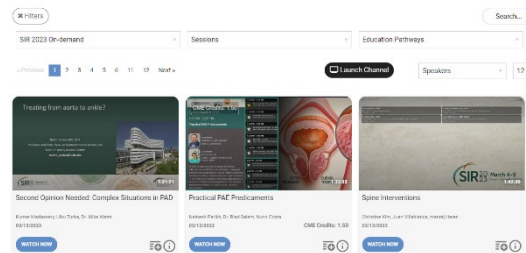
- You cannot change your contact information - this is populated from your main SIR account. If you need to update, please visit www.sirweb.org/myaccount.
- You can update your CME credit choice from initial login.
- You can also view your watch history and track the number of CME credits you've earned by clicking on Activity. To print your certificate, please visit the [SIR Learning Center](#).



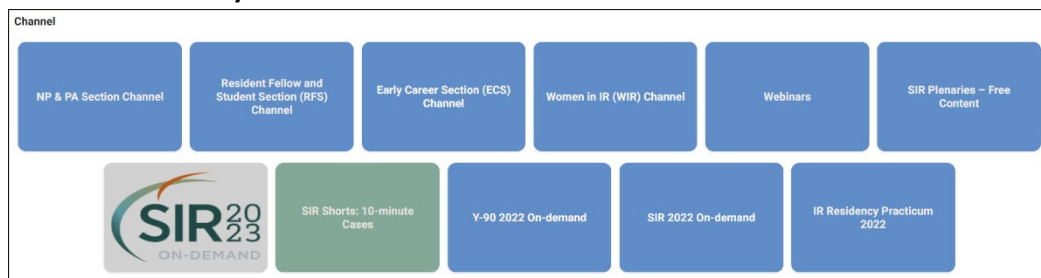
USING FILTERS TO FIND SESSION / SPEAKER / PRESENTATION

Use the filter on the homepage to find a channel / product you wish to view. Click launch channel.

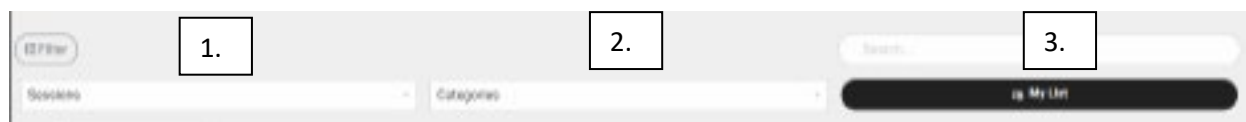
- **Most videos in channels are free for members!**



You can also click directly on a tile to access the channel and videos.



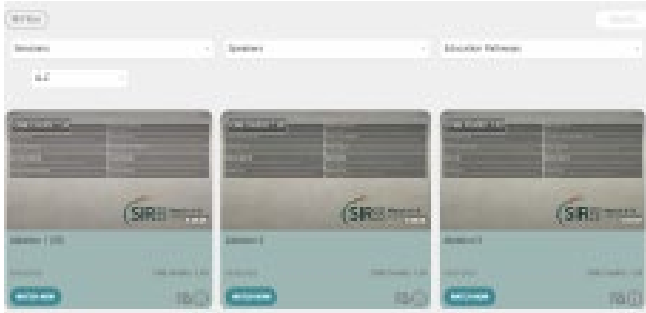
Using the filters within a specific channel



1. Search by Session name (i.e. Ablation, Embolization, etc.)
2. Search by categories (i.e. pediatric interventions, women's health, etc.)
3. Search by speaker or presentation name

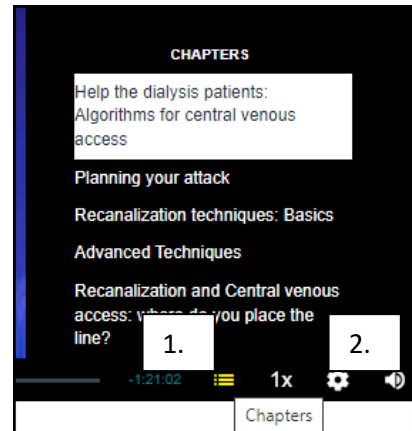
WATCHING THE VIDEOS

When you find the video you wish to watch – click “Watch Now” or you can add it to your favorites by clicking the plus sign at the bottom of the tile.



Once the video has launched and you've pressed play in the center of the video:

1. Press the three horizontal lines to view the chapters
 - a. You can skip around to different chapters
2. Other features allow you to:
 - a. Speed-up the playback
 - b. Adjust the sound



Please let us know if we need to add anything to these instructions by emailing education@sirweb.org. Thank you and enjoy!