
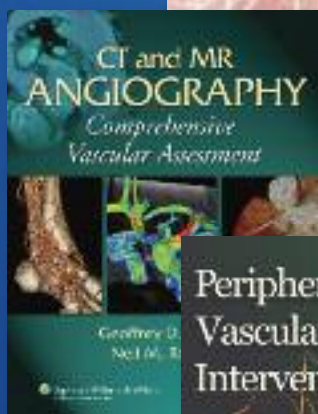


SIR 2009–2010 Publications Catalog

*Providing Essential
Resources for
Interventional
Radiology*




SOCIETY OF
INTERVENTIONAL
RADIOLOGY
Enhanced care through advanced technology®

www.SIRweb.org

1.888.695.9733

Contents

General Interventional Radiology	1
Peripheral Arterial Disease	7
Interventional Oncology	10
Imaging for Interventional Radiologists	11
Journal of Vascular and Interventional Radiology (JVIR)	17
SIR Syllabus Series	17
Coding and Reimbursement Resources	19
Educational Resources	20
Practice Development Resources	22
Annual Scientific Meeting Resources	25
SIR Membership	26
Patient Information Brochures	27
SIR Logo Wear	29
SIR Foundation	30
How to Order	31
Index	32



Enhanced care through advanced technology®

Proceeds from the sale of publications and products through SIR are used to benefit the programs and services SIR offers to members and the public in the education of interventional radiology.

General Interventional Radiology

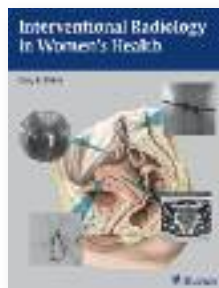
Interventional Radiology in Women's Health

New!

SISKIN

SIR MEMBER PRICE: \$120
NONMEMBER PRICE: \$132

- ▶ Practical resource with introduction to the role of IR in women's health, common clinical problems and conditions unique to women, interventional procedures for treating breast cancer
- ▶ Clinical review of each disease at the beginning of each section
- ▶ Detailed discussion of specific procedures with descriptions of indications, evaluation, techniques, and possible complications
- ▶ Insights from leading specialists in obstetrics, gynecology, internal medicine, and orthopedics



2009
HARDBOUND
228 PAGES
38 TABLES
ISBN 978-1-6040-6046-1
THIEME PUBLISHERS

Pain Management in Interventional Radiology

Bestseller!

RAY

SIR MEMBER PRICE: \$85
NONMEMBER PRICE: \$95

- ▶ Understanding and treating pain is a vital part of daily practice as IRs become more involved with patients as care providers
- ▶ An overview of the multiple techniques used in the management of pain in IR suites, including minimally invasive techniques used to treat patients with chronic pain symptoms
- ▶ Discusses the diagnosis and treatment of spinal pain, intraprocedural and post-procedural pain management, embolization and ablation techniques used to treat patients with uncontrollable pain, and alternative treatments for pain relief
- ▶ A practical resource for anyone interested in acquiring skills in locoregional or systemic pain control



2008
HARDBOUND 7 x 10
344 PAGES
218 ILLUSTRATIONS
ISBN 978-0-5218-6592-0
CAMBRIDGE UNIVERSITY PRESS



E-learning Resources

E-learning resources such as Webinars and Webcasts are in development. Visit **www.SIRweb.org** for the latest online learning opportunities.

Image-Guided Interventions

Bestseller!

2-Volume Set (*Expert Radiology Series*)

MAURO, MURPHY, THOMSON, VENBRUX, AND ZOLLIKOFER

SIR MEMBER PRICE: \$339

NONMEMBER PRICE: \$370

- ▶ International group of experts brings an exhaustive full-color 2-volume reference on every aspect of vascular and nonvascular interventions to help users effectively treat a full spectrum of diseases
- ▶ More than 1,600 examples of cutting-edge modalities such as MR, multislice CT, CT angiography, and ultrasonography highlight problem areas and show exactly how to proceed
- ▶ Each major section includes full-color anatomic illustrations that illuminate key anatomic structures
- ▶ User-friendly features include key points boxes, algorithms, protocols, and SIR practice guidelines



2008

HARDBOUND 8.5 x 11

1,928 PAGES

ISBN 978-0-4160-2964-9

ELSEVIER

Interventional Musculoskeletal Radiology

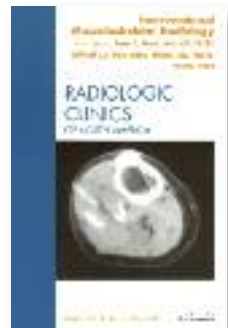
An Issue of Radiologic Clinics

MUNK AND PEH

SIR MEMBER PRICE: \$89

NONMEMBER PRICE: \$100

- ▶ In-depth coverage of interventions in the spine
- ▶ Includes information on percutaneous spinal augmentation and spinal injections
- ▶ Covers radiofrequency ablation, bone/musculoskeletal biopsy, and sclerotherapy



2008

HARDBOUND 6 x 9.5

240 PAGES

ISBN 978-0-4160-6073-4

ELSEVIER


Image-Guided Musculoskeletal Intervention

PETERSON, FENTON, AND CZERVIONKE
BESTSELLER!

SIR MEMBER PRICE: \$186

NONMEMBER PRICE: \$200

- ▶ First book on musculoskeletal injections and interventions written by a team of interventional radiologists
- ▶ Concise and user-friendly format gives busy clinicians all the information needed to treat musculoskeletal pain
- ▶ Covers all major joint interventions for shoulder, hip and pelvis, knee, elbow, wrist and hand, ankle and foot, and soft tissue



2008

HARDBOUND 8.5 x 11

240 PAGES

473 ILLUSTRATIONS

ISBN 978-0-4160-2905-2

ELSEVIER

Teaching Atlas of Vascular and Nonvascular Interventional Radiology

FUNAKI, LORENZ, AND VAN HA

SIR MEMBER PRICE: \$140

NONMEMBER PRICE: \$154

- ▶ 75 cases that cover the full range of vascular and nonvascular interventional procedures frequently performed in clinical practice
- ▶ Sections summarize clinical presentation, radiologic studies, diagnosis, and treatment
- ▶ Describes management techniques for peripheral vascular disease, portal hypertension, gastrointestinal hemorrhage, and cancer



2008
HARDBOUND
392 PAGES
430 ILLUSTRATIONS
ISBN 978-1-5889-0625-0
THIEME PUBLISHERS


3D Angiographic Atlas of Neurovascular Anatomy and Pathology

BORDEN

SIR MEMBER PRICE: \$170

NONMEMBER PRICE: \$190

- ▶ The first atlas to present neurovascular information and images based on catheter 3D rotational angiographic studies
- ▶ 3D images are extensively labeled and juxtaposed with conventional 2D angiograms for orientation and comparison
- ▶ “The best 3DRA neurovascular source available” *American Journal of Neuroradiology*
- ▶ “An excellent book for practicing radiologists” *Academic Radiology*



2006
HARDBOUND 8.5 x 11
284 PAGES
609 ILLUSTRATIONS
ISBN 978-0-5218-5684-3
CAMBRIDGE UNIVERSITY PRESS

Practical Neuroangiography


(Second Edition)

MORRIS

SIR MEMBER PRICE: \$189

NONMEMBER PRICE: \$210

- ▶ A complete, concise, current, practical, and richly illustrated guide to diagnostic and interventional neuroangiography and neurovascular disease
- ▶ Chapters address issues concerning patient safety, radiation protection, complications, and outcomes
- ▶ Topics cover the most common elective and emerging interventional procedures
- ▶ More than 1,000 photographs and diagrams



2006
HARDBOUND 8.5 x 11
560 PAGES
1,047 ILLUSTRATIONS
ISBN 978-0-7817-6515-2
LIPPINCOTT WILLIAMS & WILKINS

Teaching Atlas of Interventional Radiology

Nonvascular Interventional Procedures

KADIR

SIR MEMBER PRICE: \$120

NONMEMBER PRICE: \$132

- ▶ Covers the latest techniques in the field of IR used to treat nonvascular diseases
- ▶ Cases begin with a discussion of critical aspects of the disease process and differential diagnosis to teach you how to quickly recognize the presentation of diseases and disorders
- ▶ 55 procedures for the neck and thorax, abdomen, gastrointestinal system, liver, biliary system, pancreas, reproductive system, urinary system, and adrenal glands
- ▶ More than 300 illustrations demonstrate important concepts



2006

HARDBOUND

352 PAGES

19 TABLES

314 ILLUSTRATIONS

ISBN 978-1-5889-0056-2

THIEME PUBLISHERS

Abrams' Angiography: Interventional Radiology


(Second Edition)

BAUM AND PENTECOST

SIR MEMBER PRICE: \$285

NONMEMBER PRICE: \$314

- ▶ More than 60 contributors representing a who's who of the specialty provide comprehensive, step-by-step coverage of all contemporary vascular and nonvascular interventional procedures
- ▶ Major sections discuss current equipment and describe interventions for specific disorders of each organ system, as well as for trauma, pediatric diseases, abscess drainage, and others
- ▶ 15 new chapters cover cutting-edge innovations, including stent grafts, radiofrequency ablation, CT angiography, MR angiography, UFE, and vertebroplasty



2005

HARDBOUND 8.5 x 11

1,344 PAGES

1,180 ILLUSTRATIONS

ISBN 978-0-7818-4089-0

LIPPINCOTT WILLIAMS & WILKINS

Interventional Radiology


A Survival Guide (Second Edition)

KESSEL AND ROBERTSON

SIR MEMBER PRICE: \$84

NONMEMBER PRICE: \$95

- ▶ Clear, step-by-step guidance for the most common diagnostic and therapeutic procedures
- ▶ More than 200 line diagrams and clinical photographs make complex information easy to understand and apply
- ▶ "An ideal introduction to interventional radiology" *Radiology*



2005

PAPERBACK 6 x 9

352 PAGES

248 ILLUSTRATIONS

ISBN 978-0-4431-0044-4

ELSEVIER

Vertebroplasty and Kyphoplasty

RESNICK, BARR, AND GARFIN

SIR MEMBER PRICE: \$100

NONMEMBER PRICE: \$110

- ▶ The first book to cover everything that is currently known about vertebroplasty and kyphoplasty, including patient selection, operative techniques, complication avoidance, and management outcomes
- ▶ Discussion of the role of vertebroplasty and kyphoplasty in acute fractures, non-osteoporotic pathological compression fractures, and burst fractures
- ▶ A multidisciplinary panel of spine surgeons, orthopedic surgeons, neurosurgeons, and IRs provide unique perspectives, including a comparison of techniques



2005
HARDBOUND
138 PAGES
37 TABLES
140 ILLUSTRATIONS
ISBN 978-1-5889-0227-6
THIEME PUBLISHERS

Venous Catheters

A Practice Manual

PIETERS, TISNADO, AND MAURO

SIR MEMBER PRICE: \$60

NONMEMBER PRICE: \$66

- ▶ A comprehensive overview of virtually every topic pertaining to central catheters, such as venous anatomy, indications, catheter designs, and the latest technology
- ▶ Covers how to choose the ideal catheter, proper placement, treating complications, and post-surgical follow-up
- ▶ More than 250 detailed illustrations show every step of central catheter placement
- ▶ Authors discuss the advantages and disadvantages of different catheters



2003
HARDBOUND
316 PAGES
21 TABLES
265 ILLUSTRATIONS
ISBN 978-0-8657-7921-1
THIEME PUBLISHERS

Vascular and Interventional Radiology

The Requisites

KAUFMAN AND LEE

SIR MEMBER PRICE: \$102

NONMEMBER PRICE: \$115

- ▶ Offers all the essentials necessary to pass exams in radiology and practice in the field
- ▶ Practicing interventional radiologists can use it as a handy, practical, daily reference tool
- ▶ Covers: vascular imaging techniques, vascular pathology, lower extremity and pelvis, abdomen, thorax, the great vessel, vascular interventional techniques, biliary tract, GU and reproductive systems, gastrointestinal system, biopsy and drainage in the abdomen, cervicothoracic biopsy, and drainage in the thorax



2004
HARDBOUND 8.5 x 11
510 PAGES
ISBN 978-0-8151-4369-7
ELSEVIER

Handbook of Interventional Radiologic Procedures

(Third Edition)

KANDARPA AND ARUNY

SIR MEMBER PRICE: \$55

NONMEMBER PRICE: \$65

- ▶ Practical, take-along handbook focuses on protocols and equipment
- ▶ Explains how to perform all current interventional radiology procedures, including pulmonary angiography, vein embolization, biopsy, drainage, and stenting
- ▶ Includes a discussion of issues such as risk management, outpatient care, and drugs and dosages
- ▶ Outline format makes information easy to find, review, and remember



2001

PAPERBACK 4.5 x 8

784 PAGES

117 ILLUSTRATIONS

ISBN 978-0-7817-2358-9

LIPPINCOTT WILLIAMS & WILKINS

Handbook of Interventional Radiologic Procedures

(Third Edition)

CD-ROM for PDA

KANDARPA AND ARUNY

SIR MEMBER PRICE: \$60

NONMEMBER PRICE: \$70

- ▶ PDA version of *Handbook of Interventional Radiologic Procedures* (third edition)
- ▶ Includes template to enable clinicians to record and save patient case data
- ▶ Intuitive, easy-to-navigate program features SmARTabs allowing movement within topics with a single touch
- ▶ Users can add topics or disease information that is automatically integrated into the existing document



2004

CD-ROM FOR PDA

ISBN 978-0-7817-4659-5

LIPPINCOTT WILLIAMS & WILKINS

Interventional Radiology Essentials

LABERGE, GORDON, KERLAN, AND WILSON

SIR MEMBER PRICE: \$139

NONMEMBER PRICE: \$155

- ▶ Comprehensive book discusses the basic techniques of vascular diagnosis, vascular interventions, and nonvascular applications
- ▶ Topics include: vascular ultrasound, magnetic resonance angiography, contrast angiography, angioplasty, fibrinolysis, embolization, stent placement, arthrocentesis, TIPS, IVC filters, nephrostomy, abscess drainage, biopsy, biliary drainage, gastrostomy
- ▶ Authoritative tips on indications, contraindications, step-by-step techniques, management of complications



2000

HARDBOUND 8.5 x 11

448 PAGES

980 ILLUSTRATIONS

ISBN 978-0-7817-2010-6

LIPPINCOTT WILLIAMS & WILKINS

Vascular and Interventional Radiology


(Second Edition)

VALJI

SIR MEMBER PRICE: \$200

NONMEMBER PRICE: \$215

- ▶ Detailed review of the full spectrum of vascular and nonvascular diagnostic and interventional procedures
- ▶ Presents normal and variant anatomy, diagnostic entities, and cutting edge interventional techniques in a step-by-step format
- ▶ More than 1,200 state-of-the-art digital illustrations



2006
HARDBOUND 8.5 x 11
640 PAGES
1,200 ILLUSTRATIONS
ISBN 978-0-7216-0621-7
ELSEVIER

Venous Interventional Radiology With Clinical Perspectives

SAVADER AND TREROTOLA

SIR MEMBER PRICE: \$160

NONMEMBER PRICE: \$176

- ▶ Comprehensive, thorough approach to venous IR, including peripheral venous thrombolysis for deep vein thrombosis, treatment of failing and failed hemodialysis access, placement and management of ports, diagnosis and intervention for thromboembolic disease, and use of temporary inferior vena cava filters
- ▶ Includes the clinical perspective: disease process, patient workup, outcome analysis, indications, contraindications, risks, and cost effectiveness of each procedure



2000
HARDBOUND
672 PAGES
62 TABLES
822 ILLUSTRATIONS
ISBN 978-0-8657-7894-8
THIEME PUBLISHERS

Peripheral Arterial Disease

Aortic Diseases

Clinical Diagnostic Imaging Atlas


HUTCHISON

SIR MEMBER PRICE: \$169

NONMEMBER PRICE: \$185

- ▶ Authoritative guidance from a well-known cardiologist and imaging expert about when and how to perform the latest diagnostic imaging tests, interpret the results, and effectively treat aortic emergencies
- ▶ Includes a DVD of procedures
- ▶ Downloadable image library

New!



2009
HARDBOUND 8.5 x 11
374 PAGES
INCLUDES DVD
ISBN 978-0-4160-5270-8
ELSEVIER


CT and MR Angiography

Bestseller!

Comprehensive Vascular Assessment

RUBIN AND ROFSKY**SIR MEMBER PRICE: \$269****NONMEMBER PRICE: \$295**

- ▶ Written by world-renowned experts, this is the first comprehensive text on vascular imaging using CT and MR
- ▶ More than 2,200 illustrations
- ▶ Each chapter details indications, imaging strategies, normal and variant anatomy, diseases, surgical management, and pitfalls
- ▶ Authors compare the utility of CT and MR in specific clinical situations and discuss the role of conventional angiography and ultrasound where appropriate



2008

HARDBOUND 8.5 x 11

1,316 PAGES

2,230 ILLUSTRATIONS


ISBN 978-0-7817-4525-3

LIPPINCOTT WILLIAMS & WILKINS

Cardiovascular Haemodynamics and Doppler Waveforms Explained

OATES**SIR MEMBER PRICE: \$55****NONMEMBER PRICE: \$60**

- ▶ Provides the necessary understanding of the physical principles of blood flow in the body to produce clear and diagnostically secure scans
- ▶ Emphasizes practical application of the principles used in obtaining and interpreting Doppler scans in clinical practice
- ▶ Explanatory line diagrams and real Doppler images included throughout



2008

PAPERBACK 7 x 10

192 PAGES

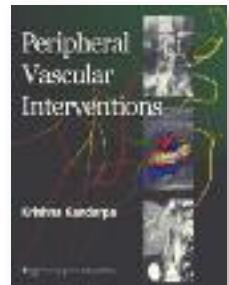
ISBN 978-0-5217-3473-8

CAMBRIDGE UNIVERSITY PRESS

Peripheral Vascular Interventions

Bestseller!**KANDARPA****SIR MEMBER PRICE: \$189****NONMEMBER PRICE: \$210**

- ▶ Comprehensive clinical reference describes the full range of endovascular interventions currently used for peripheral vascular problems, including etiology, clinical and laboratory evaluation, and imaging before performing a procedure
- ▶ Major section covers specific arterial and venous interventions for each anatomic region
- ▶ Chapters also address: clinical issues, indications, patient selection, procedural and technical considerations, results, post-procedural management, devices, and pharmaceuticals



2007

HARDBOUND 8.5 x 11

720 PAGES

1,146 ILLUSTRATIONS

ISBN 978-0-7817-8687-4

LIPPINCOTT WILLIAMS & WILKINS

Atlas of Vascular Anatomy

*An Angiographic Approach
(Second Edition)*


UFLACKER

SIR MEMBER PRICE: \$249

NONMEMBER PRICE: \$275

- ▶ Presents the complete anatomy of the arteries, veins, and lymphatic system by body region
- ▶ Full-color drawings are correlated with angiographic images to guide evaluation and management of vascular disease and performance of endovascular procedures
- ▶ Includes 100 new pictures and new CTA and MRI cardiac images

Bestseller!



2006
HARDBOUND 8.5 x 11
928 PAGES
829 ILLUSTRATIONS
ISBN 978-0-7817-6081-2
LIPPINCOTT WILLIAMS &
WILKINS

Peripheral Vascular Sonography


A Practical Guide (Second Edition)

POLAK

SIR MEMBER PRICE: \$110

NONMEMBER PRICE: \$125

- ▶ A thorough, practical guide to the use of Doppler sonography in evaluating peripheral vascular disease, describing techniques for optimizing image acquisition and providing the clinical and pathophysiologic information necessary for accurate image interpretation
- ▶ Chapters include: neck arteries, venous thrombosis, chronic venous thrombosis, venous insufficiency, peripheral arterial disease, and imaging after operative and endovascular interventions
- ▶ More than 600 illustrations, including 197 full-color images



2004
HARDBOUND 7 x 10
416 PAGES
677 ILLUSTRATIONS
ISBN 978-0-7817-4871-1
LIPPINCOTT WILLIAMS &
WILKINS

SIR's Customized Job Board for Interventional Radiology



- ▶ Multiple Search Criteria
- ▶ Custom Alerts
- ▶ Anonymous Résumé Bank
- ▶ Career Profile

www.SIRweb.org

Interventional Oncology

Interventional Radiological Treatment of Liver Tumors

Bestseller!

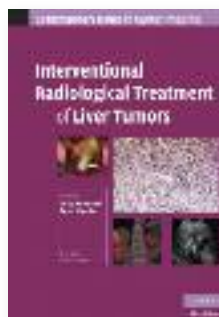
(Contemporary Issues in Cancer Imaging Series)

ADAM AND MUELLER

SIR MEMBER PRICE: \$90

NONMEMBER PRICE: \$100

- ▶ Comprehensive volume provides an account of interventional radiological methods by some of the greatest experts in the field
- ▶ Includes chapters on cryotherapy, chemoembolization, radiofrequency ablation, and imaging techniques
- ▶ Describes the scientific background of various techniques, the pathology of the disease involved, and an analysis of more traditional surgical methods



2009
HARDBOUND 7 x 10
232 PAGES
231 ILLUSTRATIONS
ISBN 978-0-5218-8687-1
CAMBRIDGE UNIVERSITY PRESS

Colorectal Cancer

(Contemporary Issues in Cancer Imaging Series)

BROWN

SIR MEMBER PRICE: \$90

NONMEMBER PRICE: \$100

- ▶ Covers major advances that have occurred in diagnosis, staging, preoperative and adjuvant therapy, surgery, and follow-up assessment of patients with colorectal cancer
- ▶ Imaging underpins all aspects of the clinical management of colorectal cancer and plays a critical role in improving outcomes for patients
- ▶ Multidisciplinary team brings together expertise from many specialties to promote the understanding and application of modern imaging in overall patient management



2008
HARDBOUND 7 x 10
272 PAGES
158 ILLUSTRATIONS
ISBN 978-0-5216-9291-5
CAMBRIDGE UNIVERSITY PRESS

Prostate Cancer


(Contemporary Issues in Cancer Imaging Series)

HRICAK AND SCARDINO

SIR MEMBER PRICE: \$90

NONMEMBER PRICE: \$100

- ▶ Comprehensive volume describes the clinical value of imaging for improving not only staging and treatment selection, but also the diagnosis, treatment planning, and treatment follow-up for patients with prostate cancer
- ▶ Assists interventional radiologists and clinicians in understanding the advantages and limitations of different treatments and imaging modalities
- ▶ Valuable reference for interventional radiologists, urologists, medical and radiation oncologists, and all practitioners involved in the management of prostate cancer




2008
HARDBOUND 7 x 10
242 PAGES
120 ILLUSTRATIONS
ISBN 978-0-5218-8704-5
CAMBRIDGE UNIVERSITY PRESS

Interventional Oncology

Bestseller!
Principles and Practice
GESCHWIND AND SOULEN
SIR MEMBER PRICE: \$160
NONMEMBER PRICE: \$175

- ▶ This comprehensive text brings together the accrued experience of pioneers and leaders in image-guided cancer therapy from around the globe
- ▶ Covers biology, techniques, clinical applications, and outcomes of interventional oncologic procedures for the treatment and palliation of solid tumors throughout the body
- ▶ Practical reference is indispensable for physicians across specialties who seek to provide collaborative, leading-edge care to cancer patients

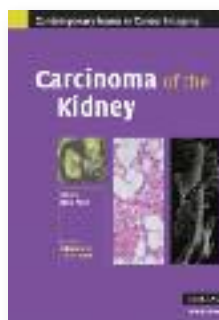


2008
 HARDBOUND 8.5 x 11
 636 PAGES
 409 ILLUSTRATIONS
 ISBN 978-0-5218-6413-8
 CAMBRIDGE UNIVERSITY PRESS

Carcinoma of the Kidney

Bestseller!
(Contemporary Issues in Cancer Imaging Series)
PATEL
SIR MEMBER PRICE: \$90
NONMEMBER PRICE: \$100

- ▶ A practical, clinically oriented volume focusing on the diagnostic and clinical challenges of diagnosing kidney tumors
- ▶ Discusses the shifts in the epidemiology, genetics, diagnosis, and management of renal cancer over the last 2 decades
- ▶ Overview of advances in treatment, including nephron-sparing procedures and radiologically guided ablative procedures



2007
 HARDBOUND 7 x 10
 256 PAGES
 224 ILLUSTRATIONS
 ISBN 978-0-5218-7838-8
 CAMBRIDGE UNIVERSITY PRESS

Imaging for Interventional Radiologists

Vascular Imaging

New!
Direct Diagnosis in Radiology
WOLF, GROZDANOVIC, ALBRECHT, HEIDENREICH, SCHILLING, AND WACKER
SIR MEMBER PRICE: \$60
NONMEMBER PRICE: \$66

- ▶ Includes definitions, epidemiology, etiology, and imaging signs
- ▶ Covers typical presentation, treatment options, prognosis, differential diagnosis, and key references
- ▶ Presented in high-quality diagnostic images



2009
 PAPERBACK
 252 PAGES
 250 ILLUSTRATIONS
 ISBN 978-3-1314-5181-1
 THIEME PUBLISHERS

Cardiac Imaging

A Multimodality Approach

New!

THELEN, ERBEL, KREITNER, AND BARKHAUSEN

SIR MEMBER PRICE: \$200

NONMEMBER PRICE: \$220

- ▶ Written by an interdisciplinary team of experts, this is an in-depth introduction to all current imaging modalities for the diagnostic assessment of the heart
- ▶ Emphasizing CT and MRI, covers conventional radiography, echocardiography, angiography, and nuclear medicine imaging
- ▶ Chapters on heart defects, endocarditis, coronary heart disease, cardiomyopathies, myocarditis, cardiac tumors, pericardial diseases, pulmonary vascular diseases, and diseases of the thoracic aorta
- ▶ Specialists compare the strengths and weaknesses of each modality



2009
HARDBOUND
303 PAGES
61 TABLES
608 ILLUSTRATIONS
ISBN 978-3-1314-7781-1
THIEME PUBLISHERS

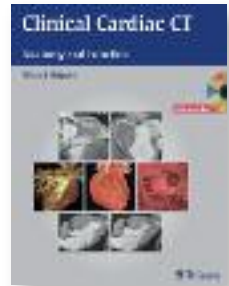
Clinical Cardiac CT

HALPERN

SIR MEMBER PRICE: \$140

NONMEMBER PRICE: \$154

- ▶ Provides the tools to confidently perform and accurately interpret CT imaging of cardiac anatomy and function
- ▶ Essential information on fundamental techniques of CT angiography, normal coronary anatomy, and anatomic variations
- ▶ Chapters address coronary artery disease, risk assessment with calcium scoring, heart valve assessment, cardiac morphology, and cardiac function
- ▶ Covers advanced topics including CT evaluation of coronary bypass grafts and coronary stents and CT guidance for electrophysiology and percutaneous cardiac interventions
- ▶ Accompanying DVD features high-quality 3-dimensional displays of cardiac anatomy and more than 100 cine displays of cardiac function in real clinical applications



2008
HARDBOUND
INCLUDES DVD
ISBN 978-1-5889-0618-2
THIEME PUBLISHERS

SOCIETY OF
INTERVENTIONAL
RADIOLOGY

Enhanced care through advanced technology®

**Not yet an SIR Member?
Become a member and
receive discount pricing on
all the products you see here.
Visit www.SIRweb.org and
join today!**

Ultrasonography in Vascular Diseases

A Practical Approach to Clinical Problems

BLUTH, BENSON, RALLS, AND SIEGEL

SIR MEMBER PRICE: \$60

NONMEMBER PRICE: \$66

- ▶ A concise guide to the latest clinical applications of ultrasound in diagnosing vascular disorders and diseases
- ▶ Practical information on the usefulness of ultrasound, non-imaging tests, or other imaging modalities, such as CT and MR
- ▶ Thorough descriptions of symptoms, differential diagnosis, techniques, as well as the possible complications, benefits, and limitations of each technique
- ▶ More than 150 images and photographs illustrate key concepts



2008
PAPERBACK
144 PAGES
168 ILLUSTRATIONS
ISBN 978-1-5889-0610-6
THIEME PUBLISHERS

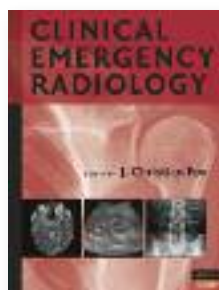
Clinical Emergency Radiology

FOX

SIR MEMBER PRICE: \$150

NONMEMBER PRICE: \$165

- ▶ Comprehensive book covers technical applications and interpretation of all imaging studies used in the ER, including X-rays, MRI, CT, and contrast angiography
- ▶ Full spectrum of conditions diagnosed within each modality is covered in detail, including examples of normal radiologic anatomy, patterns, and anomalies
- ▶ Contains almost 2,000 images
- ▶ Reference every ER physician should have



2008
HARDBOUND 8.5 x 11
662 PAGES
1,989 ILLUSTRATIONS
ISBN 978-0-5218-7054-2
CAMBRIDGE UNIVERSITY PRESS

Primer of Diagnostic Imaging With CD-ROM


(Fourth Edition)

WEISSELER, WITTENBERG, HARISINGHANI, CHEN, AND PATTI

SIR MEMBER PRICE: \$135

NONMEMBER PRICE: \$150

- ▶ The "Purple Book" returns with a comprehensive, up-to-date look at diagnostic imaging, including new technologies, clinical technical advances in CT and MRI, and the emergence of PET
- ▶ More than 1,800 images highlight key diagnostic details and encompass the full range of modalities and specialties
- ▶ At the end of each chapter are a differential diagnosis section and differential index facilities rapid reference
- ▶ Includes a CD-ROM that features animations of the spatial and temporal complexities of MRI



2007
PAPERBACK 8 x 10
1,152 PAGES
1,800 ILLUSTRATIONS
INCLUDES CD-ROM
ISBN 978-0-3230-4068-6
ELSEVIER

Sectional Anatomy by MRI and CT

(Third Edition)

EL-KHOURY, BERGMAN, MONTGOMERY, MULLAN, STOLPEN, KRANSDORF, AND BOLES

SIR MEMBER PRICE: \$394

NONMEMBER PRICE: \$420

- ▶ This up-to-date, comprehensive atlas features all new images, demonstrating the latest in MRI technology
- ▶ Provides carefully labeled MRIs for all body parts, as well as a schematic diagram and concise statements that explain the correlations between the bones and tissues
- ▶ Superior images for abdominal and other difficult areas are provided, and the new editors offer their expertise in the respective regions
- ▶ Bonus Web site contains digital quality images to create electronic presentations



2007
HARDBOUND 8.5 x 11
672 PAGES
2,320 ILLUSTRATIONS
INCLUDES WEB SITE
ISBN 978-0-4430-6666-5
ELSEVIER

General and Vascular Ultrasound


(Case Review Series) (Second Edition)

MIDDLETON

SIR MEMBER PRICE: \$53

NONMEMBER PRICE: \$60

- ▶ Outstanding book presents more than 200 unknown cases
- ▶ Complete with more than 350 state-of-the-art images, questions, answers, commentary, and references
- ▶ Discussions incorporate the most recent knowledge from the literature in the field
- ▶ Excellent review for both residents and practitioners



2007
HARDBOUND 9 x 11
288 PAGES
520 ILLUSTRATIONS
ISBN 978-1-4160-3989-1
ELSEVIER



Advertise in the *Journal of Vascular and Interventional Radiology (JVIR)* and reach your target audience. Visit www.jvir.org for more information.

Carotid Disease


The Role of Imaging in Diagnosis and Management

GILLARD, GRAVES, HATSUKAMI, AND YUAN

SIR MEMBER PRICE: \$221

NONMEMBER PRICE: \$245

- ▶ Comprehensive coverage of the pathogenesis and management of carotid disease with specific focus on the role imaging has to play in the early recognition of symptomatic and asymptomatic disease as well as the treatment of the developed condition
- ▶ Discusses technological advances in imaging modalities that now allow detailed analysis of the disease progression, the prediction of critical events leading to a stroke, as well as the identification of the most effective surgical or other interventional treatments
- ▶ Highly illustrated throughout with leading expert contributors



2006
HARDBOUND 7.5 x 11
556 PAGES
184 ILLUSTRATIONS
ISBN 978-0-5218-6226-4
CAMBRIDGE UNIVERSITY PRESS

Vascular Diagnosis With Ultrasound

Clinical Reference With Case Studies

HENNERICI AND NEUERBURG-HEUSLER

SIR MEMBER PRICE: \$150

NONMEMBER PRICE: \$165

- ▶ The most comprehensive information available on the broad spectrum of vascular ultrasound applications
- ▶ Discusses the available ultrasound technologies, including continuous and pulsed-wave Doppler mode, b-mode, and conventional and color-coded duplex analysis in frequency and amplitude power modes
- ▶ Covers anatomy, physiology, normal and abnormal findings, and test accuracy and sensitivity



2006
HARDBOUND
380 PAGES
49 TABLES
532 ILLUSTRATIONS
ISBN 978-1-5889-0144-6
THIEME PUBLISHERS


MR Imaging Strategies for the Lower Extremities

BREITENSEHER

SIR MEMBER PRICE: \$150

NONMEMBER PRICE: \$165

- ▶ Comprehensive introduction to MR imaging of the lower extremities that integrates imaging findings with the clinical context
- ▶ More than 1,000 MR images and illustrations provide a visual overview of the normal and pathologic musculoskeletal tissues of the lower extremities
- ▶ Includes practice cases to test what is learned from the book



2005
HARDBOUND
270 PAGES
48 TABLES
1,071 ILLUSTRATIONS
ISBN 978-1-5889-0240-5
THIEME PUBLISHERS

Taveras and Ferrucci's Radiology on CD-ROM

FERRUCCI, DALINKA, DUNNICK, HIGGINS, KAUFMAN, AND WEBB

SIR MEMBER PRICE: \$200
NONMEMBER PRICE: \$225

- ▶ Written by the leaders in radiology, this is the one resource clinical practitioners, researchers, and residents can turn to for complete, up-to-date, usable coverage of imaging techniques
- ▶ 5 volumes on one searchable CD-ROM, providing comprehensive coverage in all areas of radiology
- ▶ Organized by organ system for maximum convenience
- ▶ More than 7,000 pages of clinical information and more than 20,000 high-resolution images with zoom capability to inspect clinical details



2004
CD-ROM
ISBN 978-0-7817-5251-0
LIPPINCOTT WILLIAMS & WILKINS


iRAD

Interactive Radiology Review and Assessment
CD-ROM

CHEW, KLINE, AND WHITMAN

SIR MEMBER PRICE: \$199
NONMEMBER PRICE: \$220

- ▶ Ideal study aid for certification and recertification
- ▶ Contains sections that cover all the radiology areas, similar to the ABR exam
- ▶ Includes 500 cases that reflect actual, day-to-day practice
- ▶ More than 2,700 multiple-choice and true/false questions
- ▶ More than 4,200 large, clear images and a link to the National Library of Medicine



2000
CD-ROM
ISBN 978-0-6833-0382-7
LIPPINCOTT WILLIAMS & WILKINS

The IR Store is a one-stop shopping for all your interventional radiology resources.



- Products are updated weekly.
- Shipping is calculated based on actual weights.
- Select from a variety of shipping methods.
- Search by categories or key words.

Visit us at www.SIRweb.org and shop today!

Journal of Vascular and Interventional Radiology (JVIR)

As the official scientific journal of SIR, for nearly 20 years, this peer-reviewed journal continues to be the preferred reference choice of interventional radiologists, radiologists, cardiologists, vascular surgeons, neurosurgeons, and other clinicians who need current and reliable information on every aspect of vascular and interventional radiology. Each issue covers the most critical and cutting-edge medical, minimally invasive, radiological, pathological, and socioeconomic issues of importance to vascular and interventional radiologists.



- ▶ SIR members receive a 12-month subscription and all supplements as a key benefit of SIR membership
- ▶ Includes access to full text searchable archives; searches can be personalized
- ▶ Includes access to electronic topical article collections
- ▶ Articles are published online as soon as they have undergone production, allowing papers to be available to researchers and clinicians quickly
- ▶ Competitive impact factor and submission-to-first-decision turnaround times
- ▶ The editor-in-chief and an editorial board of section editors, covering 11 subspecialties, carefully review and make decisions on manuscripts
- ▶ Each issue includes an article and exam available for CME credit
- ▶ Includes SIR's Clinical Practice Guidelines, Reporting Standards, Emerging Technologies, and other multispecialty documents

For more information about the journal, visit www.jvir.org or contact JVIR@SIRweb.org.

SIR International Affiliate Program

For online-only access to *JVIR*, consider joining SIR's International Affiliate Program. This program is available to SIR nonmembers who reside/practice outside of the United States, Canada, and Mexico. Current SIR members are not eligible for this program. The yearly rate is \$130 USD and includes online-only access to www.JVIR.org for all current and archived issues and supplements. Those who wish to receive a print version of *JVIR* and all other SIR membership benefits should consider becoming an SIR Corresponding Member for \$280 USD. For more information, call the SIR membership department at (703) 691-1805.

SIR Syllabus Series

Patient Care in Vascular and Interventional Radiology

(Second Edition)

WAYBILL AND BROWN

SIR MEMBER PRICE: \$70

NONMEMBER PRICE: \$85

**Coming in
2010!**

- ▶ Comprehensive resource on all aspects of patient care in vascular and interventional radiology
- ▶ Written by top experts in their areas of specialty
- ▶ Topics include: vascular evaluation, neurologic evaluation, hepatobiliary evaluation, genitourinary evaluation, cardiac evaluation, pulmonary evaluation, hypertension, renal insufficiency, hematologic disorders, antibiotics, analgesia and sedation, cardiopulmonary emergencies, vascular complications, liver failure, renal failure, post procedural pain, wound management, and more
- ▶ Small size and spiral binding make it easier to carry anywhere for on-the-go learning



2010
SPIRALBOUND 5.25 x 8.5
SIR PRESS



Venous Interventions

(Second Edition)

SZE, FERRAL, AND PATEL

SIR MEMBER PRICE: \$195

NONMEMBER PRICE: \$250

- ▶ Includes state-of-the-art reviews of interventions in the venous system, including hemodialysis access, central venous access, deep venous thrombosis/pulmonary embolism, and central venous PTA/stents
- ▶ Chapters include clinician and surgeon perspectives on topics such as hemodialysis access, development of intimal hyperplasia, IVC filters, surgical and endovascular management of venous insufficiency, and management of varicose veins



2005
HARDBOUND 8.5 x 11
294 PAGES
ITEM NUMBER 443

Interventions in Oncology

RAY, HICKS, AND PATEL

SIR MEMBER PRICE: \$175

NONMEMBER PRICE: \$250

- ▶ A state-of-the-art textbook on radiologically guided diagnosis and minimally invasive treatment options in patients with cancer
- ▶ Includes imaging strategies and discussions of treatment options including chemotherapy, embolization, radiofrequency ablation, brachytherapy, and gene therapy
- ▶ Special emphasis is given to hepatic malignancies and their interventional radiologic treatment options



2003
HARDBOUND 8.5 x 11
314 PAGES
ITEM NUMBER 439

Peripheral Vascular Interventions

(Second Edition)

DARCY, VEDANTHAM, AND KAUFMAN

SIR MEMBER PRICE: \$175

NONMEMBER PRICE: \$250

- ▶ Includes techniques and results of angioplasty, thrombolysis, atherectomy, and intravascular stents
- ▶ Covers applicable SIR Reporting Standards
- ▶ Discusses endoluminal treatment of aneurysms and arterial closure devices



2001
HARDBOUND 8.5 x 11
407 PAGES
ITEM NUMBER 425

Portal Hypertension

(Second Edition)

PATEL, HASKAL, AND KERLAN

SIR MEMBER PRICE: \$175

NONMEMBER PRICE: \$250

- ▶ Includes pathophysiology, anatomy, diagnosis, and percutaneous interventions for portal hypertension
- ▶ Discusses medical management of complications secondary to portal hypertension, surgical management of portal hypertension, and hepatic and portal venous anatomy relevant to TIPS



2001
HARDBOUND 8.5 x 11
351 PAGES
ITEM NUMBER 426

Coding and Reimbursement Resources

2010 SIR Interventional Radiology Coding Users' Guide Online Supplement

Coming Soon!

- ▶ Interactive PDF includes updates to CPT codes for 2010
- ▶ Includes links to updated SIR charge sheets, E&M charge sheets, and HP&E documentation form



2009 SIR Interventional Radiology Coding Users' Guide

SIR MEMBER PRICE: \$99
NONMEMBER PRICE: \$249

- ▶ Includes changes in CPT 2009 codes pertinent to interventional radiology, color-coded anatomical illustrations and photographs of IR procedures, updated SIR charge sheets reflecting coding changes, E&M charge sheets, and HP&E documentation form
- ▶ Features a discussion of why there are no new Category I codes for IR procedures
- ▶ Expanded Q&A section



2009
SOFTBOUND 8 x 11
380 PAGES
ITEM NUMBER 230

**FOR BULK COPY DISCOUNTS
CALL (888) 695-9733.**

2009 SIR Interventional Radiology Coding Users' Guide CD ROM

SIR MEMBER PRICE: \$125
NONMEMBER PRICE: \$275

- ▶ Contains the 2009 *SIR Interventional Radiology Coding Users' Guide* in searchable PDF format
- ▶ Also features: interactive bookmarks and hyperlinks, color-coded illustrations as separate image files and a library of photographs for IR procedures, and 2009 Medicare Physician Fee Schedule RVU file
- ▶ Includes CMS E&M guidelines and ICD-9 coding guidelines and complete listing of CMS CCI edits in Excel files



2009 CD-ROM
ITEM NUMBER 231

**FOR BULK COPY
DISCOUNTS CALL (888)
695-9733.**

***SIR Interventional Radiology Coding Users' Guides* (print and CD-ROM) available for prior years 2008, 2007, and 2006. To order, call (888) 695-9733.**

Educational Resources

2010 Case-based Review Monograph

**Coming in
2010!**

SIR MEMBER PRICE: \$45
NONMEMBER PRICE: \$65

- ▶ Includes a summary of the important learning points from each case presented in the case-based review categorical courses from the 2010 SIR Annual Scientific Meeting
- ▶ Cases in this monograph are designed to assist interventional radiologists in managing complex clinical situations before, during, and after procedures
- ▶ A valuable educational tool for anyone studying for the MOC exam and for in-training IRs
- ▶ References are included for each case to aid in further research



2010
PAPERBACK
8.5 x 11

2009 Case-based Review Monograph

SIR MEMBER PRICE: \$45
NONMEMBER PRICE: \$65

- ▶ Includes a summary of the important learning points from each case presented in the case-based review categorical courses from the 2009 SIR Annual Scientific Meeting
- ▶ Cases cover the following topics: women's health, vein, and vertebral augmentation
- ▶ A valuable educational tool for anyone studying for the MOC exam and for in-training IRs
- ▶ References are included for each case to aid in further research



2009
PAPERBACK 8.5 x 11
96 PAGES
ITEM NUMBER 361

2008 Cased-based Review Monograph

SIR MEMBER PRICE: \$100
NONMEMBER PRICE: \$135

- ▶ Includes a summary of the important learning points from each case presented in the case-based review categorical courses from the 2008 SIR Annual Scientific Meeting
- ▶ Cases cover the following topics: vascular diagnosis, embolization, peripheral arterial interventions, neurointerventions, DVT and IVC filters, portal interventions, pediatric IR, and interventional oncology
- ▶ A valuable educational tool for anyone studying for the MOC exam and for in-training IRs
- ▶ References are included for each case to aid in further research



2008
PAPERBACK 8.5 x 11
246 PAGES
ITEM NUMBER 360

2008/2009/2010 Case-based Review Monograph Bundle

SIR MEMBER PRICE: \$160
NONMEMBER PRICE: \$235

- ▶ Special price includes 2008, 2009, and 2010 *Case-based Review Monographs*

**Coming in
2010!**



Historic Highlights of IR and SCVIR on CD-ROM

SIR MEMBER PRICE: \$15
NONMEMBER PRICE: \$25

- ▶ A fascinating historic overview tracing the development of IR and SCVIR (now SIR)



CD-ROM
ITEM NUMBER 401

Vascular and Interventional Radiology ACR/SIR Learning File CD-ROM

SIR MEMBER PRICE: \$200
NONMEMBER PRICE: \$500

- ▶ A comprehensive training resource of more than 200 vascular and nonvascular IR cases
- ▶ A perfect way to prepare for qualification exams or to enhance or sharpen your clinical skills



CD-ROM
ITEM NUMBER 408

Stroke Therapy

*Flush Lines and Guide Catheters—
How They Work*
With J.J. "Buddy" Connors, III, MD

SIR MEMBER PRICE: \$15
NONMEMBER PRICE: \$25

- ▶ Educational video on intra-arterial stroke therapy shown during the ASITN/ASNR/SCVIR Stroke Therapy Conference



CD-ROM
ITEM NUMBER 432

Practice Development Resources

Grand Rounds Customizable Series on CD-ROM

SIR MEMBER PRICE: \$125
NONMEMBER PRICE: \$400

- ▶ Help build your practice and educate referring physicians about the minimally invasive procedures you can offer patients
- ▶ Grand Rounds series, for both PC and MAC, are customizable to your practice
- ▶ Series includes: Abdominal Aortic Aneurysm, Central Venous Access, Deep Vein Thrombosis, Peripheral Arterial Disease, Hemodialysis Access, Needle Biopsy, Renovascular Hypertension, Uterine Fibroid Embolization, and Vertebroplasty



2004
 CD-ROM
 ITEM NUMBER IRGRCD

Interventional Radiology Sourcebook

SIR MEMBER PRICE: \$75
NONMEMBER PRICE: \$100

- ▶ This comprehensive resource about IR treatments is ideal for educating patients
- ▶ Organized by topical sections to help readers quickly find information
- ▶ An ideal book to inform hospital public relations and marketing departments about IR and its benefits to patients



2005
 SPIRAL-BOUND 8.5 x 11
 168 PAGES
 ITEM NUMBER 304

Socioeconomic Survey Booklet Set

(2006/2007 and 2000/2001)

SIR MEMBER PRICE: \$300
NONMEMBER PRICE: \$600

- ▶ Surveys capture various aspects of the practice of IR and summarize findings
- ▶ Particular focus on: practice information, trends in services offered, trends in referral patterns, employment issues, and freestanding centers



2007
 PAPERBACK 8.5 x 11



2001
 PAPERBACK 8.5 x 11

ITEM NUMBER 504

2000–2001 Socioeconomic Survey Report and Aggregate Data on CD-ROM

SIR MEMBER PRICE: \$150
NONMEMBER PRICE: \$375

- ▶ Contains 2000–2001 Socioeconomic Survey Report in PDF format
- ▶ Includes “scrubbed” aggregate for ease of statistical manipulation (in Excel, ASCII, and Access formats)

2001
 CD-ROM
 ITEM NUMBER 501

Setting Up and Running an Office-Based Clinical Practice

(First Edition)

SIR MEMBER PRICE: \$150

NONMEMBER PRICE: \$350

- ▶ A comprehensive resource for those interested in establishing or enhancing a clinical practice of IR
- ▶ A step-by-step blueprint that will guide you through the process of implementing a clinical practice in an existing setting—demonstrate the monetary value of your clinical practice to your diagnostic radiology partners
- ▶ Provides many practical solutions to common office practice issues and identifies many IR clinical practice processes colleagues are currently using
- ▶ Includes advice on setting up a medical office, financial management, legal issues, billing, personnel hiring, marketing, and resources



2005
 SPIRALBOUND 8.5 x 11
 279 PAGES
 INCLUDES CD-ROM WITH
 CUSTOMIZABLE FORMS
 AND DOCUMENTS
 ITEM NUMBER 700

Marketing Your Uterine Fibroid Embolization Practice

SIR MEMBER PRICE: \$80

NONMEMBER PRICE: \$295

- ▶ Step-by-step process from hiring staff to creating a Web site—information applicable to promoting any interventional radiology service line
- ▶ Manual will help you assess your practice's strengths and guide you through areas needing improvement
- ▶ Take advantage of fundamental marketing strategies to grow your practice while enhancing patient care
- ▶ Includes questionnaire to assess practice needs, plan overview, bibliography of published research, and CD-ROM with essential forms and letters you can personalize to set up or expand a practice



2003
 PAPERBACK 8.5 x 11
 80 PAGES
 INCLUDES CD-ROM
 ITEM NUMBER 440



Interventional Radiology Public Awareness Poster Series

SIR MEMBER PRICE: \$70

NONMEMBER PRICE: \$100

- ▶ Posters are 16 x 20 inches, have an art gallery look, include a prominent headline about IR, and can be easily framed
- ▶ Use posters to educate the public about IR and the treatments they offer
- ▶ Topics include PAD, varicose veins, UFE, DVT, stroke, vertebroplasty, and liver cancer



POSTERS ARE
 16 x 20 INCHES
 ITEM NUMBER 802

Interventional Radiology Advertising Kit

SIR MEMBER PRICE: \$350

The *Interventional Radiology Advertising Kit* is available for purchase by SIR members only. Please contact our membership department at (703) 691-1805.

- ▶ Explains in a few sentences what diseases interventional radiologists treat, as well as provides background on the specialty, with a focus on patient choice
- ▶ Materials for your hospital's PR and marketing department(s) help promote IR service to the community
- ▶ Topics include PAD, varicose veins, DVT, UFE, stroke, vertebroplasty, and liver cancer
- ▶ Includes printed posters for each topic, fact sheets, and customizable print advertisements and poster series on a CD



ITEM NUMBER 801

Legs For Life®

Since September 1998, Legs For Life® has been held annually by the Society of Interventional Radiology and the Society of Interventional Radiology Foundation. It is the largest, longest running and most inclusive national vascular disease screening program in the United States. Nearly 322,000 people have been screened to date, with one in four found to be at risk for peripheral arterial disease (PAD). Select sites will also screen for abdominal aortic aneurysm, stroke risk and venous disease.



National
Screening for
Vascular Disease

The Society of Interventional Radiology is a founding partner of the PAD Coalition which, along with the National Heart, Lung and Blood Institute (NHLBI), runs the national PAD awareness campaign every September called "Stay in Circulation: Take Steps to Learn About PAD."

For more information—or to register as a Legs For Life site—visit www.LegsForLife.org.

Tell your international colleagues about the **SIR International Affiliate Program**.



International readers can receive the online-only version of the *Journal of Vascular and Interventional Radiology (JVIR)*. For more information, visit www.SIRweb.org.

Annual Scientific Meeting Resources

2010 Annual Scientific Meeting Workshop Book and CD-ROM

Coming in
2010!

SIR MEMBER PRICE: \$45
NONMEMBER PRICE: \$60

- ▶ Contains chapter-based handout content and references from the 2010 SIR workshop program
- ▶ Includes CD-ROM with searchable PDF version of the book




2010
PAPERBACK
8.5 x 11

2009 Annual Scientific Meeting Workshop Book and CD-ROM

SIR MEMBER PRICE: \$35
NONMEMBER PRICE: \$40

- ▶ Contains chapter-based handout content and references from the 2009 SIR Workshop Program
- ▶ Includes CD-ROM with searchable PDF version of the book



2009
PAPERBACK 8.5 x 11
437 PAGES
ITEM NUMBER 65

Annual Scientific Meeting Workshop Book and CD-ROM for prior years 2008, 2007, 2006, and 2005. To order, call (888) 695-9733.



Annual Meeting Educational Session Recordings

Keep up with the latest knowledge and research by purchasing Annual Meeting educational session recordings. Sessions are searchable for the information most important to you. Listen to the audio and Power Point together over the Internet or download to your favorite portable device. Also available in multimedia CD-ROM. Sessions are available for individual or package purchase from SIR Annual Meetings from 2003 until the present. To order, go to www.prolibraries.com/sir or call (800) 679-3646.

Upcoming SIR Annual Scientific Meetings

IRinnovation
Society of Interventional Radiology

SIR 35th Annual Scientific Meeting
March 13–18, 2010
Tampa, Florida

SIR 36th Annual Scientific Meeting
March 26–31, 2011
Chicago, Illinois

SIR 37th Annual Scientific Meeting
March 24–29, 2012
San Francisco, California

SIR 38th Annual Scientific Meeting
April 13–18, 2013
New Orleans, Louisiana

SIR 39th Annual Scientific Meeting
March 22–27, 2014
San Diego, California

SIR Membership

SIR offers many categories of membership for anyone who practices IR or is involved in the field of IR. To become a member of SIR, complete the membership application found on www.SIRweb.org or contact the SIR membership department at (703) 691-1805 or by e-mail at Membership@SIRweb.org.



- ▶ **Journal of Vascular and Interventional Radiology (JVIR)**—12 printed issues of research, case studies, and specialty advancements including full text searchable archives online at www.jvir.org. Earn CME credit monthly by taking the JVIR CME exam for selected articles.
- ▶ **Discount on Annual Scientific Meetings**—5 days of hands-on training, plenary and scientific sessions, categorical courses, symposia, and workshops.
- ▶ **Interventional Radiology Coding Users' Guide**—Complimentary publication that includes up-to-date CPT codes and explanations for IR procedures.
- ▶ **CME Credits**—Stay on top of the hottest topics in your specialty.
- ▶ **MOC Resources**—Need help understanding your Maintenance of Certification (MOC) cycle? SIR offers a bulleted review of your MOC requirements. SIR also offers many online self-assessment modules (SAMs) and Practice Quality Improvement (PQI) Project templates for members only.
- ▶ **Members-only Web site**—Exclusive content on clinical practice development, resources by service line, practice-building materials, coding, government affairs, and more; interactive Forum chats; searchable, easy-to-use Membership Directory.



- ▶ **Job Board**—Search for jobs by practice setting, type of procedure, percentage of IR practice, and location.
- ▶ **Bi-monthly Issues of IR News**—Up-to-date columns on coding, practice development, technology, legal advice, and more.
- ▶ **STAT and E-News**—E-mail alerts on SIR news, educational meetings, health policy updates, industry information, and products.
- ▶ **Practice Development**—Resources to expand and strengthen your practice, educate patients, and reach referring physicians.
- ▶ **Networking**—Participate in career development and networking opportunities in one of the largest-growing medical fields.
- ▶ **Lobbying Resources on Health Policy Issues**—SIR ensures your voice is heard on Capitol Hill through its SIRPAC, a non-partisan political action committee dedicated to advancing the interest of SIR members, their practices, and patients before Congress.
- ▶ **Discounts on SIR products**—Publications, patient information brochures, training and educational materials, Webinars, plus much more.



Patient Information Brochures

Patient information brochures are sold in lots of 100. To request free samples, please call (703) 691-1805. These popular patient-oriented brochures will help reassure your patients and their family members by giving them a better understanding of interventional radiology procedures and the special training you have as an IR. They are also useful for primary care physicians, other health care professionals, media, and laypersons. You can staple your business card on the back or the inside flap of each brochure.

Corporate members can purchase the brochures in mass quantities and place their corporate logo sticker or stamp directly on the brochures. Space is provided on each brochure. This is a terrific benefit that allows sales representatives to distribute these valuable patient information resources directly to physicians. For more information, call (703) 691-1805.



Deep Vein Thrombosis **Bestseller!**

SIR MEMBER PRICE: \$50
NONMEMBER PRICE: \$100

- ▶ Helps educate patients about the life-threatening disease of DVT and how IRs can help treat it to prevent long-term damage from a blood clot
- ▶ Explains clot formation, pulmonary embolism, post-thrombotic syndrome, catheter-directed thrombolysis, and vena cava

2004
4 x 9 TRIFOLD
2-COLOR
PACKAGE OF 100
ITEM NUMBER 123

Minimally Invasive Treatments for Cancer **Bestseller!**

SIR MEMBER PRICE: \$50
NONMEMBER PRICE: \$100

- ▶ Helps educate patients about the minimally invasive treatments available for various cancers
- ▶ Includes information on radiofrequency ablation and cryoablation



2004
4 x 9 TRIFOLD
2-COLOR
PACKAGE OF 100
ITEM NUMBER 124



Uterine Fibroids **Bestseller!**

Their Symptoms and Treatment

SIR MEMBER PRICE: \$50
NONMEMBER PRICE: \$100

- ▶ Helps educate patients about minimally invasive treatments for uterine fibroids
- ▶ Includes information on uterine fibroids, diagnosis, and treatment options

2004
4 x 9 TRIFOLD
2-COLOR
PACKAGE OF 100
ITEM NUMBER 118

What Is Interventional Radiology?

SIR MEMBER PRICE: \$50
NONMEMBER PRICE: \$100

Bestseller!

- ▶ Educates patients on the treatments provided by interventional radiologists and the special training they receive
- ▶ Includes information on benefits of interventional radiology treatments



2004
4 x 9 TRIFOLD
2-COLOR
PACKAGE OF 100
ITEM NUMBER 105



Bestseller!

What You Should Know About Peripheral Arterial Disease (PAD)

SIR MEMBER PRICE: \$50
NONMEMBER PRICE: \$100

2004
4 x 9 TRIFOLD
2-COLOR
PACKAGE OF 100
ITEM NUMBER 119

- ▶ Educates patients on minimally invasive treatments for peripheral arterial disease
- ▶ Includes information on symptoms, diagnosis and treatments (including angioplasty, thrombolytic therapy, stents and stent grafts)

OTHER PATIENT INFORMATION BROCHURES INCLUDE

Abdominal Aortic Aneurysm (AAA)

ITEM NUMBER 120

Angiography

ITEM NUMBER 100

Angioplasty

ITEM NUMBER 101

Biliary Catheter Care

ITEM NUMBER 102

Biliary Drainage

ITEM NUMBER 103

Central Venous Access

ITEM NUMBER 104

Needle Biopsy

ITEM NUMBER 106

Nephrostomy Catheter Care

ITEM NUMBER 107

Nephrostomy Drainage

ITEM NUMBER 110

Pediatric Interventions

ITEM NUMBER 111

Percutaneous Gastrostomy

ITEM NUMBER 112

Smoking or Health, Your Choice

ITEM NUMBER 114

Stent Placement

ITEM NUMBER 115

TIPS

ITEM NUMBER 116

Varicose Veins and Venous Insufficiency

ITEM NUMBER 122

Vertebroplasty

ITEM NUMBER 121

X-Rays and Radiation Safety

ITEM NUMBER 125

IN SPANISH!

Angiografía (Angiography Patient Information Brochure: Spanish)

ITEM NUMBER 108

Angioplastia (Angioplasty Patient Information Brochure: Spanish)

ITEM NUMBER 109

Fibromas Uterinos: Sus Síntomas y Tratamiento (Uterine Fibroids: Their Symptoms and Treatment Patient Information Brochure: Spanish)

ITEM NUMBER 126

SIR Logo Wear

Show your SIR pride! Our range of logo wear includes t-shirts, ball caps, wind shirts, polos, and more. SIR logo wear make great gifts.

SIR Ball Cap

SIR MEMBER PRICE: \$12
NONMEMBER PRICE: \$14

- ▶ Weathered gray cap with embroidered SIR logo
- ▶ Cloth strap with metal tab



ITEM NUMBER 025



ITEM NUMBER 062S, 062M, 062L, 062XL, 062XXL (DEPENDING ON SIZE)

SIR Polo

SIR MEMBER PRICE: \$25
NONMEMBER PRICE: \$30

- ▶ 100 percent cotton navy blue shirts feature the SIR logo embroidered on the left chest
- ▶ Welt collar and cuffs
- ▶ 3 wood-tone buttons on a clean-finished placket
- ▶ Double-needle hem

SIR Wind Shirt

SIR MEMBER PRICE: \$40
NONMEMBER PRICE: \$45

- ▶ Maroon wind shirt is perfect for a round of golf or any other outdoor activity
- ▶ Durable nylon v-neck
- ▶ Embroidered with SIR logo on left chest
- ▶ Two side seam pockets
- ▶ Ribbed collar, cuffs, and waistband



ITEM NUMBER 063S, 063M, 063L, 063XL, 063XXL (DEPENDING ON SIZE)



ITEM NUMBER 046S, 047M, 048L, 049XL (DEPENDING ON SIZE)

SIR Short-Sleeve Navy T-Shirt

SIR MEMBER PRICE: \$15
NONMEMBER PRICE: \$20

- ▶ SIR embroidered logo on upper left side
- ▶ Classic fit

FOR OTHER SIR LOGO WEAR, VISIT WWW.SIRWEB.ORG

- ▶ **Fleece pullovers** (available in charcoal and blue)
- ▶ **SIR Foundation long-sleeve t-shirts** (black)
- ▶ **Lapel pins**
- ▶ **Mock turtlenecks** (white)
- ▶ **Scrub pants and shirts**
- ▶ **Cotton t-shirts** (ash)
- ▶ **IR special ops t-shirts** (green)

SIR Foundation

The SIR Foundation is dedicated to fostering research in interventional radiology for the purposes of advancing scientific knowledge, increasing the number

of skilled investigators, and developing innovative therapies that lead to improved patient care and quality of life. SIR Foundation is committed to fostering the development and enhancement of innovative, minimally invasive, image-guided therapies from inception to mature clinical application and to conducting educational programs in the service of its mission. SIR Foundation's key initiatives include:



- ▶ **Research grants:** A robust portfolio of grant programs is provided through the SIR Foundation and is intended to encourage the development of interventional radiology research. SIR Foundation grant programs form a continuum of funding opportunities that range from research training to seed grants to academic development grants. Our grant program is designed to benefit researchers at all levels, from medical students to established practitioners.
- ▶ **Evidence-based medicine:** The Foundation's most recent initiative involves reviewing the IR evidence base, organizing, categorizing, and presenting the evidence base by subject and by study type and publishing this information on the SIR Foundation Web site.
- ▶ **Research education:** The Foundation initiates and promotes educational activities, such as SIR Annual Scientific Meeting workshops and educational Web materials, for the purpose of developing knowledgeable and skilled investigators and new partnerships in emerging areas.
- ▶ **Clinical research trials:** The SIR Foundation organizes research consensus panels, designed to review the current status of research in a key area, identify the essential research gaps, and produce a list of key clinical and basic science research priorities in the subject area. The Foundation also identifies strategic areas/initiatives influencing interventional radiologists' participation in clinical research trials and promotes the importance of clinical research.
- ▶ **Development:** Donations enable the SIR Foundation to continue to fulfill its mission to advance interventional radiology research, as today's research is tomorrow's practice. There are several ways to support the efforts of SIR Foundation. The *Discovery Campaign* helps to ensure that IR professionals are poised to be pioneers and leaders in the future. The *Annual Fund* supports the operation of SIR Foundation. *Legacy Giving* provides individuals with the means to continue their legacies of support for the advancement of interventional radiology well into the future.

For more information on the SIR Foundation, visit www.sirfoundation.org or contact (703) 691-1805.

Connect With SIR

www.youtube.com/SIRwebsite

www.facebook.com/SocietyOfInterventionalRadiology

www.twitter.com/SIRspecialists

www.twitter.com/SIRmembers



How to Order

4 Easy Ways to Order SIR Publications and Products

Online: www.SIRweb.org (click on IR Store) or <http://directory.sirweb.org/store/>

Telephone: (888) 695-9733

Fax: (301) 206-9789
If ordering by fax, please include your full contact information, the item number, the quantity of the items, the price of the items, and a form of payment.

U.S. Mail: **SIR Order Direct**
PO Box 342
Annapolis Junction, MD 20701-0101

Payment

All online orders must be prepaid in U.S. currency by credit card (Visa, Mastercard, or American Express). All international orders must be paid by U.S. check, credit card or wire transfer. Only official hospital purchase orders will be accepted via fax or mail. All other orders require prepayment by credit card or check.

Shipping and Handling

Shipping and handling is calculated based on the unit weight of the publication or product and the type of shipping selected. In the IR Store (<http://directory.sirweb.org/store/>), these will be automatically calculated. If ordering by telephone, fax, or mail, the shipping costs will be calculated by the fulfillment vendor based on unit weights and shipping selections. Shipping selections include UPS Ground Residential (U.S. only); UPS Ground Commercial (U.S. only); UPS Next Day Air (U.S. only); UPS 2 Day Air (U.S. Only); UPS 3 Day Air (U.S. only); UPS Canada Ground Standard; UPS Worldwide Express; UPS Worldwide Expedited; and UPS Worldwide Express Saver. Any orders placed for rush shipment after 12 PM EST will ship the following business day.

Discounts

SIR members receive a discount on publications and products. These discounts are automatically calculated when ordering through the IR Store. If ordering by telephone, fax, or mail, indicate your membership with SIR and the discount will be calculated by the fulfillment vendor. Some products include bulk discounts. These will be noted in the item descriptions.

Return Policy

Publications and products in their original condition can be returned within 30 days of the purchase date for a full refund (minus shipping and handling). All publications and products must be in resalable condition. CD-ROMs are not returnable.

Questions

Questions about your order? Call (888) 695-9733 or e-mail SIR@Brightkey.net.

Title Index

2000–2001 Socioeconomic Survey Report and Aggregate Data on CD-ROM, 22

2008 Case-based Review Monograph, 20

2008/2009/2010 Case-based Review Monograph Bundle, 21

2009 Annual Scientific Meeting Workshop Book and CD-ROM, 25

2009 Case-based Review Monograph, 20

2009 SIR Interventional Radiology Coding Users' Guide, 19

2009 SIR Interventional Radiology Coding Users' Guide CD ROM, 19

2010 Annual Scientific Meeting Workshop Book and CD-ROM, 25

2010 Case-based Review Monograph, 20

2010 SIR Interventional Radiology Coding Users' Guide Online Supplement, 19

3D Angiographic Atlas of Neurovascular Anatomy and Pathology, 3

A

Abdominal Aortic Aneurysm (AAA), 28

Abrams' Angiography: Interventional Radiology, 4

Angiografía (Angiography Patient Information Brochure: Spanish), 28

Angiography, 28

Angioplastia (Angioplasty Patient Information Brochure: Spanish), 28

Angioplasty, 28

Annual Meeting Educational Session Recordings, 25

Aortic Diseases, 7

Atlas of Vascular Anatomy, 9

B

Biliary Catheter Care, 28

Biliary Drainage, 28

C

Carcinoma of the Kidney, 11

Cardiac Imaging, 12

Cardiovascular Haemodynamics and Doppler Waveforms Explained, 8

Carotid Disease, 15

Central Venous Access, 28

Clinical Cardiac CT, 12

Clinical Emergency Radiology, 13

Colorectal Cancer, 10

CT and MR Angiography, 8

D

Deep Vein Thrombosis, 27

E

E-learning Resources, 1

E-News, 26

F

Fibromas Uterinos: Sus Síntomas y Tratamiento (Uterine Fibroids: Their Symptoms and Treatment Patient Information Brochure: Spanish), 28

G

General and Vascular Ultrasound, 14

Grand Rounds Customizable Series on CD-ROM, 22

H

Handbook of Interventional Radiologic Procedures, 6

Historic Highlights of IR and SCVIR on CD-ROM, 21

I

Image-Guided Interventions, 2

Image-Guided Musculoskeletal Intervention, 2

Interventional Musculoskeletal Radiology, 2

Interventional Oncology, 11

Interventional Radiological Treatment of Liver Tumors, 10

Interventional Radiology, 4

Interventional Radiology in Women's Health, 1

Interventional Radiology Advertising Kit, 24

Interventional Radiology Essentials, 6

Interventional Radiology Public Awareness Poster Series, 23

Interventional Radiology Sourcebook, 22
 Interventions in Oncology, 18
 IR News, 26
 iRAD, 16

J

Journal of Vascular and
 Interventional Radiology (JVIR), 17, 26

L

Legs For Life®, 24

M

Marketing Your Uterine Fibroid
 Embolization Practice, 23
 Minimally Invasive Treatments for
 Cancer, 27
 MR Imaging Strategies for the Lower
 Extremities, 15

N

Needle Biopsy, 28
 Nephrostomy Catheter Care, 28
 Nephrostomy Drainage, 28

P

Pain Management in Interventional
 Radiology, 1
 Patient Care in Vascular and
 Interventional Radiology, 17
 Pediatric Interventions, 28
 Percutaneous Gastrostomy, 28
 Peripheral Vascular Interventions
 (Kandarpa), 8
 Peripheral Vascular Interventions
 (Darcy et al), 18
 Peripheral Vascular Sonography, 9
 Portal Hypertension, 18
 Practical Neuroangiography, 3
 Primer of Diagnostic Imaging With
 CD-ROM, 13
 Prostate Cancer, 10

S

Sectional Anatomy by MRI and CT, 14
 Setting Up and Running an Office-
 Based Clinical Practice, 23
 SIR International Affiliate Program, 17

Smoking or Health, Your Choice, 28
 Socioeconomic Survey Booklet Set, 22
 Stent Placement, 28
 Stroke Therapy Flush Lines and Guide
 Catheters— How They Work, 21

T

Taveras and Ferrucci's Radiology on
 CD-ROM, 16
 Teaching Atlas of Interventional
 Radiology, 4
 Teaching Atlas of Vascular and
 Nonvascular Interventional
 Radiology, 3
 TIPS, 28

U

Ultrasonography in Vascular Diseases,
 13
 Uterine Fibroids, 27

V

Varicose Veins and Venous
 Insufficiency, 28
 Vascular and Interventional
 Radiology (Kaufman and Lee), 5
 Vascular and Interventional
 Radiology (Valji), 7
 Vascular and Interventional
 Radiology ACR/SIR Learning File CD-
 ROM, 21
 Vascular Diagnosis With Ultrasound,
 15
 Vascular Imaging, 11
 Venous Catheters, 5
 Venous Interventional Radiology
 With Clinical Perspectives, 7
 Venous Interventions, 18
 Vertebroplasty, 28
 Vertebroplasty and Kyphoplasty, 5

W

What Is Interventional Radiology?, 27
 What You Should Know About
 Peripheral Arterial Disease (PAD), 28

X

X-Rays and Radiation Safety, 28



SOCIETY OF
INTERVENTIONAL
RADIOLOGY

Enhanced care through advanced technology®

3975 Fair Ridge Drive
Suite 400 North
Fairfax, VA 22033
www.SIRweb.org

Return Address Service Requested

Presorted
Standard
U.S. Postage
PAID
Winchester, VA
Permit No. 339